


PREVIOUSLY, we have discussed plug-in filters that operate totally inside editing programs that are compatible with Adobe Photoshop filters. When a plug-in involves extremely complex effects, the program becomes very large and requires a different approach to maximize its effectiveness. The best solution is to create a jump program, or one that opens a second editing program when accessed. The image to be edited then moves into the new program. Once the editing is done, the modified image jumps back into Photoshop and the secondary program shuts down. The unique feature of these jump programs is



Effects. This group is further divided down into Series One, Series Two, and the Gel Series, which can be purchased individually. The Series One set contains 18 filters that allow you to modify the edges of your image or add texture, lighting, motion and depth to the entire image or

allow you to place your favorite image in 35mm filmstrips or in a collage of medium and large format film. The third set of special effects filters are called the DreamSuite Gel Series, which are sophisticated 3D bevel filters that include shadow, glows, painting, crystal, and color gel effects.

Pull-down menus allow you to preview preset thumbnail image effects. When you find one you like, a control panel will open on the left that features just about every image control you can imagine. Using these controls, you can modify the preset, and then save the new settings as a new preset. You also have the option of loading multiple images into the presets so you can modify several images at once.


Auto FX DreamSuite Effects

that they can also operate on their own as stand-alone programs.

DreamSuite Effects from Auto FX Software has three types of plug-in filters that use this jump approach. The largest series of plug-in filters is called the DreamSuite Special

just selected parts. If you like what you see in the Series One set, you can add another 12 filter effects with Series Two. This set explores new directions in edge effects, surface textures and includes a variety of special masking techniques. These special masks

Each effect will have a different selection of display icons, depending on how the effect works. When you move your mouse pointer over the icons, a short description of that icon will be displayed. If you move the mouse pointer further, an expanded text



Stock photo taken in Las Vegas. This image, we imagined, would be perfect for use with DreamSuite's Metal Mixer plug-in.



The Metal Mixer filter is from the special effects group of plug-in filters. First, the color picker is used in Photoshop to select the gold sections of the image. The Metal Mixer bevel effects were then applied to the layer. The rest of the image was dropped away.



Stock shot of Bald Eagle.



Above is original image. Below is final image created with Photo/Graphic Edges frame effect plug-in filter.

(Continued on page 63)

PLUG-INS PAGE

(Continued from page 54)

box will appear, telling you in more detail how to use that specific icon. So, the first time you open one of the filters, check out all the icons and edit menus on the left side of the effect to see your editing potential. If you multiply the various edit icons times the menu controls and sliders, you will find that there are millions of possible combinations for each filter effect. Much more than most creative minds can fathom.

The second group of filters called Photo/Graphic Edges comes as a 3 CD set of filters. A pull-down menu expands the group even further into Edges, Color Frames, Montage, and Vignettes. Each of these effects has the same type of preset thumbnail viewing system found in the photographic effects plug-ins. This group of effects is primarily designed for the person who wants to add a creative touch to the final image presentation. The Edge and Color Frame filters add a variety of photographic and painterly effects to the edges of the image. The Montage filter allows you to import several images and add




Image was created with the Edges filter from the Photo/Graphic Edges group.

edge effects to each image in the montage. The Vignette filter adds a variety of preset shapes that can be used to create a vignette.

The third and final group of plug-in filters



The Photo Strips filter from the special effects group was used to section the image and add drop shadows.

is called the AutoEye. This program is designed to enhance and correct different aspects of your photographic image. You

(Continued on page 70)

THE Power OF Light

An enlightening and educational evening of photography featuring: **TONY L. CORBELL**

Light – The photographer's number one tool and one of the most misunderstood elements of photography. Professionals and hobbyists are on a continual quest to document images of the world, scenes found in nature, advertisements for clothing, countries in conflict, studio portraits and in every photographic situation regardless of the circumstance, light is the common denominator. It is sometimes elusive, too bright and too harsh. It can be too cool, too warm, too soft or too hard. Light is the clay that sculpts our photographs.

Stay for a one-half hour bonus presentation especially good for new businesses. **Marketing for Photography** by Doug Box. It's free, so stay for an extra informative marketing session.

The Power of Light is the Key
to Creating Provocative Images



TOUR 2002

Cities and dates are as follows:

August 20	Nashville Tennessee
August 21	Kansas City, Missouri
August 22	Chicago, Illinois
September 9	Seattle, Washington
September 10	San Francisco, California
September 11	Los Angeles, California
September 12	San Diego, California
September 24	Boston, Massachusetts
September 25	NY / NJ Metro
September 26	Washington, DC
September 27	Columbus, Ohio

October 8	Greensboro, N. Carolina
October 9	Atlanta, Georgia
October 10	Miami, Florida
October 11	Orlando, Florida
October 22	Salt Lake City, Utah
October 23	Denver, Colorado
October 24	Phoenix, Arizona
October 25	Dallas, Texas

For more information and to register, please contact: www.corbellproductions.com
or call 858-538-4524 Cost \$40. per person

WHAT FORMER STUDENTS OF TONY CORBELL HAVE SAID:

"...Tony has the unique ability to teach a boring subject such as light with humor and yet gets his message across."
– N Bennett

"...Corbell transfers knowledge very well and very efficiently."
– B Walsh

"... he has the ability to teach at every level and sincerely loves to help people move ahead without an ego getting in the way."
– R Chastain

"...can easily express lighting techniques in terms that simply make sense."
– J Hardy

SPONSORS

Bogen Photo Corp. | Burrell Color Labs | EPSON | Fuji Photo Film USA | Hasselblad USA | IMACON | Marathon Press | Rangefinder/WPPI | eventpix.com | SHUTTERBUG Magazine | Software Cinema

Stamp Your Photos
WITH AN ENCORE
Copyright
STAMP

Made With Your Custom Wording
**INK DRIES IN
15 SECONDS**

Call, FAX or Send For Brochure
www.superiorrubberstamp.com

Developed
By **Superior** SATISFACTION GUARANTEED
RUBBER STAMP & SEAL, Inc.
PO Box 2258 • Wichita, KS 67201
1 (800) 227-0329 Mon - Fri 8:00-5:00
"Since 1967" 24 Hr. Fax 1-800-242-9312

For more information, circle 164

Excel
PICTURE FRAMES, INC.

Manufacturer & Distributor of Quality Picture Frames & Presentation Solutions

Specializing In High Quality:

Ready Made Frames
Custom Moulding
Graduation & Easel Back Frames
Custom & Multi Opening Mat Packages
Framing / Photographic Supplies & Wedding Albums

Quality • Service • Selection • Innovation
Celebrating our 10 Year Anniversary



800-578-7252 Fax: 877-949-1396 exclpictureframes.com

For more information, circle 128

**Backgrounds
by
David Maheu**

483 Steere Farm Rd.
Harrisville R I 02830
800-237-1883
401-568-8469
401-567-0479 (fax)
www.backgroundsbymaheu.com

CANVAS • MUSLIN
PROPS • LIFT SYSTEMS

NEW 2002 CATALOG



For more information, circle 117

"\$2,970.00 IN TWO DAYS photographing people and pets!" Make large \$\$\$ chunks when you want, where you want, plus have pre-sold customers calling you. Easy controllable business with LOTS OF REPEATS! **FREE BOOK GIVES DETAILS-WRITE TO** Not Your Normal photography®, R92, 600 Kelly Road, Carthage, NC 28327 or **EMAIL** JeffandPam@mindspring.com

For more information, circle 144

PLUG-INS PAGE

(Continued from page 63)



The Film Frame formats from the special effects group was used to import different stock images and create the a 35mm strip, slide mount, 4x5 film, and a Polaroid print.



The Focus filter from the special effects group was used to give additional motion to the racehorse, below.



The Puzzle Pieces filter is also found in the special effects group, and breaks the images in to puzzle pieces, complete with shadows and bevels.



The Crackle filter first applies beveled paint cracks to your image, and then removes sections as though it has peeled off leaving the wall behind. You can select any section of paint crackle you want and add or delete from the image.



The Mesh filter, found in the special effects group, can be used to paint your image on a variety of weaving surfaces.



The Film Frame art filter from the special effects group can take one image or multiple images and lay them out on a lightbox as a composite or separate images.



The background in this image was selected using the magic wand in Adobe Photoshop. The Cubism filter from the special effects group was then applied to the selected background.

have full and automatic control over exposure, color balance, contrast, noise, saturation, tonal range, and the removal of moire patterns by using simple menu controls. You can leave the auto box checked, and the program will automatically make the best correction possible. If you prefer, you can also uncheck the auto box and adjust the sliders to fine-tune the image yourself.

Since these plug-ins are large and complex, you should expect a little more running time than with normal plug-in filters. Make sure that no other programs are running in the background, so that the two programs run as smoothly as possible. If you are having trouble with memory, you can run the plug-in as a stand-alone program, although features like layers and selections

may not be available in the stand-alone version. The memory and processor speed required to use each plug-in will vary depending on your operating system.

All these programs work on both PC and Mac platforms and Auto FX Software is constantly updating their software to be compatible with the newer operating systems. To find out more about these Auto FX filter effects, or give a version a try before you buy, log on to www.autofx.com to obtain the latest information on these incredible filters.

Jack and Sue Drafaehl are freelance journalists/photographers living in the Pacific Northwest. They have owned and operated a custom lab and service bureau, Image Concepts, for many years. They can be reached at: concepts@pacifier.com. The Drafaehls new web site is: www.jackandsuedrafaehl.com

Virtual Backgrounds

CHANGING STUDIO PHOTOGRAPHY

"Bring The World Into Your Studio"

1-800-831-0474
For Information & Free Samples

For more information, circle 175

Over 80 Years of Excellence

- READY MADE FRAMES
- CUSTOM FRAMES
- GRADUATION FRAMES
- EASEL BACK FRAMES
- WEDDING ALBUMS
- PROOF BOOKS
- PHOTOMOUNTS
- INTEGRITY
- QUALITY
- SERVICE
- SELECTION

TLC®

The Levin Company

THE PROFESSIONAL'S CHOICE SINCE 1920
MANUFACTURERS AND DISTRIBUTORS

1111 W. WALNUT STREET,
COMPTON, CA 90220
800-345-4999
FAX: 310-608-7418
WWW.LEVINFRAMES.COM

www.Zuga.net
FOUNDER

For more information, circle 167

The Morris Co.
Lighting and Accessories

1205 West Jackson Blvd.
Chicago, Illinois 60607
call us: 312/421-5739
fax: 312/421-5079
our website:
www.themorriscompany.com
e-mail us:
info@themorriscompany.com

For more information, circle 168

**Major League Baseball Frames
MLS, Wheaties Frames & More!**
Great add-ons for any package
Call 800.452.9889

For more information, circle 158